




QUICK START GUIDE

**EU Power Tower 11 AC with
2 x USB-A
2 x USB-C
EUPT-01**

How it works



1. On/Off switch
2. 11x AC socket with safety shutter for child protection
3. 2 x USB-A port
4. 2 x USB-C port
5. Status LED
6. Connection cable
7. Fuse (overload protection)


Connecting

- a. Please plug in the power tower. The status LED will turn on.
If status LED is off, please check the fuse.
- b. Then plug your devices into the tower.
- c. Turn on the power tower with the switch on the top.

Fuse



The power tower is equipped with a fuse (overload protection), which automatically switches off if the power tower is overloaded. This happens when the current input from the socket exceeds 16A or the sockets used require more than 3600W.

 Before resetting the fuse, unplug the power tower from the socket and disconnect all connected devices. If device was flooded with water or is wet, do not use until fully dried.

- a. Push the fuse button on the back of the power tower to reset the fuse.

1. Safety Instructions

- Protect the product from dirt, moisture and overheating and use it in dry rooms only.
- Do not drop the product and do not expose it to any major shocks.
- Do not operate the product outside the power limits given in the specifications.
- Use the product only for the intended purpose.
- As with all electrical products, this device should be kept out of the reach of children.
- Do not use the product in the immediate vicinity of heaters, other heat sources or in direct sunlight.
- Keep the packaging in a safe place for future reference. It contains important information.
- The product is intended only for use inside buildings.
- Only use the article under moderate climatic conditions (0°C-35°C, humidity below 80%).
- Do not use the product in areas in which electronic products are not permitted.
- Do not use the product in a damp environment and avoid splashing water.

2. Operation Warnings

Risk of electric shock

- Do not open the device or continue to operate it if it becomes damaged.
- Do not continue to operate the product if it is visibly damaged.

3. Care and maintenance

- Disconnect the device from the mains before cleaning and during prolonged periods of non-use.
- Only operate the product from a socket that has been approved for the device. Plug devices directly into the product and the product directly into the socket.
- To disconnect please remove all devices from the product before removing the product from the socket.

Specifications

- Rated power: 3600W max.
- Rated input: 230V~ 16A max.
- USB-A: 5.0V 3.1A max 15.0W, max 2.4A per port
- USB-C: 5.0V 3.1A max 15.0W, max 2.4A per port
- Overload protection
- Safety shutter for child protection (can only be opened with force of more than 75N (7.5Kg) per hole)
- Material: Fireproof polycarbonate
- Cable length: 2m
- Dimensions: 110mm x 110mm x 225mm
- Weight: 766g
- Operating temperature: 0 - 35°C

Verbatim Limited Warranty Terms

Verbatim GmbH warrants this product to be free from defects in material and workmanship for a period of 2 years from date of purchase. This warranty excludes batteries. If this product is found to be defective within the warranty period, it will be replaced at no cost to you. You may return it with your original cash register receipt to the place of purchase or contact Verbatim. Product replacement is your sole remedy under this warranty, and this warranty does not apply to normal wear or to damage resulting from abnormal use, misuse, abuse, neglect or accident, or to any incompatibility or poor performance due to the specific computer software or hardware used.

VERBATIM WILL NOT BE LIABLE FOR ANY INCIDENTAL, CONSEQUENTIAL OR SPECIAL DAMAGES, HOWEVER CAUSED, FOR BREACH OF WARRANTIES OR OTHERWISE. This warranty gives you specific legal rights and you may also have other rights which vary from state to state or country to country.

CAUTION

- Before use, please read this instruction carefully!
- Indoor use only.



CAUTION

Misuse can lead to electrical shock.

Note

Verbatim GmbH may at any time revise the content of this user guide without further notice.

Rights

Copyright © 2023 Verbatim GmbH. No part of this document may be reproduced in any form or by any means, for any purpose, without the express written permission of Verbatim GmbH.

All rights reserved.

All other brands and product names referenced herein are property of their respective owners.

CE Declaration

Complies with the requirements set out in the Council Directive on the Approximation of the Laws of the Member States relating to Electromagnetic Compatibility (2014/30/EC) and General Product Safety Directive (2001/95/EC).

This declaration applies to all specimens manufactured identical to the model submitted for testing/evaluation.

IEC 62368-1:2018

EN IEC 62368-1:2020+A11:2020



RoHS Compliance

This product is in compliance with Directives 2011/65/EU and 2015/683 of the European Parliament and of the Council of 18th December 2006, on the restriction of the use of hazardous substances in electrical and electronic equipment (RoHS) and its amendments.

Substances of Very High Concern (SVHC) including 233 substances contained in Candidate List of January 27th 2023 are not present in this product range above permitted levels.

WEEE Notice

The Directive on Waste Electrical and Electronic Equipment (WEEE), which entered into force as European law on 13th February 2003, resulted in a major change in the treatment of electrical equipment at end-of-life.

The WEEE logo (shown at the left) on the product or on its box indicates that this product must not be disposed of or dumped with your other household waste. For more information about electronic and electrical waste equipment disposal, recovery, and collection points, please contact your local  municipal household waste disposal service or shop from where you  purchased the equipment.

Triman (Only for France)

 The product and packaging materials are recyclable, dispose of it separately for better waste treatment. The Triman logo is valid in France only.



Technical Support and Documentation

- EN** To download the user manual, access frequently asked questions or contact the Verbatim support team, please go to – www.verbatim.com/support.
- FR** Pour télécharger le manuel d'utilisation, accéder aux questions fréquemment posées ou contacter l'équipe d'assistance Verbatim, veuillez vous rendre sur – www.verbatim.com/support.
- DE** Um die Betriebsanleitung herunterzuladen, auf häufig gestellte Fragen zuzugreifen oder das Verbatim-Supportteam zu kontaktieren, gehen Sie bitte auf – www.verbatim.com/support.
- NL** Om de gebruikershandleiding te downloaden, veelgestelde vragen te raadplegen of contact op te nemen met het Verbatim-ondersteuningsteam, gaat u naar – www.verbatim.com/support.
- IT** Per scaricare il manuale utente, vedere le risposte alle domande più frequenti o contattare il team di Assistenza Verbatim, visita la pagina – www.verbatim.com/support
- ES** Para descargar el manual de usuario, acceder a las preguntas más frecuentes o ponerse en contacto con el equipo de asistencia de Verbatim, visite – www.verbatim.com/support.
- PT** Para descarregar o manual do utilizador, aceder às perguntas mais frequentes ou contactar a equipa de apoio Verbatim, por favor vá a – www.verbatim.com/support
- PL** Aby pobrać instrukcję obsługi, uzyskać odpowiedzi na często zadawane pytania lub skontaktować się z zespołem pomocy technicznej, proszę przejść na stronę www.verbatim.com/support.
- RU** Чтобы загрузить руководство пользователя, ознакомиться с часто задаваемыми вопросами или связаться со службой поддержки Verbatim, перейдите по адресу – www.verbatim.com/support.
- CZ** Chcete-li si stáhnout uživatelskou příručku, získat přístup k často kladeným otázkám nebo kontaktovat tým podpory společnosti Verbatim, přejděte na stránku – www.verbatim.com/support.
- HU** A felhasználói kézikönyv letöltéséhez, a gyakran ismételt kérdések eléréséhez vagy a Verbatim ügyfélszolgálatával való kapcsolatfelvételhez kérjük, látogasson el a www.verbatim.com/support weboldalra.
- HR** Za preuzimanje korisničkog priručnika, pristupite često postavljanim pitanjima ili kontaktirajte Verbatim tim za podršku, idite na – www.verbatim.com/support.
- SK** Ak si chcete stiahnuť používateľskú príručku, získať prístup k často kladeným otázkam alebo kontaktovať tím podpory spoločnosti Verbatim, prejdite na – www.verbatim.com/support.
- RO** Pentru a descărca manualul de utilizare, pentru a accesa întrebările frecvente sau pentru a contacta echipa de asistență Verbatim, vă rugăm să accesați – www.verbatim.com/support.
- TR** Kullanım kılavuzunu indirmek, sık sorulan sorulara erişmek veya Verbatim destek ekibiyle iletişime geçmek için lütfen şu adrese gidin – www.verbatim.com/support.

EUROPE/MIDDLE EAST/AFRICA:

Verbatim GmbH, Düsseldorf StraÙe 13, 65760 Eschborn, Germany



Verbatim QSG 49547 EU Power Tower EUPT-01 EN Rev. 23-03